



Washington State Summary

South Kitsap School District



2689 HOOVER AVE SE
PORT ORCHARD, WA 98366-3013



3608747000

Enrollment

2020-21 school year

10,181



3%

English
Learners

33%

Low
Income

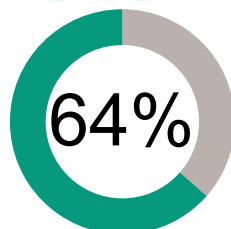
Student Performance

How are we doing getting students to their learning goals?

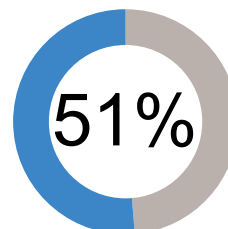
2018-19 school year



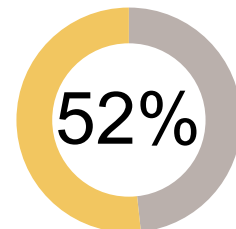
English
Language Arts



Math



Science



Met grade level standards on state administered tests

How engaged are our students?



89%

Have Regular
Attendance

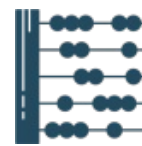
2019-20 school year



32%

Have High English
Language Arts Growth

2018-19 school year



33%

Have High Math
Growth

2018-19 school year

About Our Teachers and Classrooms

2019-20 school year



727

Number of
Teachers

53,4%

Have Master's
Degree or Higher

14,4

Average Years
Experience



16,0

Average Class Size

Finances

2018-19 school year

How much money do we
spend on each student?

\$12,244



Staff Salary &
Benefits

\$2,357

Non-Personnel Costs

Some data is suppressed to protect student privacy and will be represented by N<10, blank fields indicate no data was submitted to OSPI for this district or school. To see more, visit <https://washingtonstatereportcard.ospi.k12.wa.us/>

If you have questions or comments, contact ReportCardRedesign@k12.wa.us

